

## Care & Cleaning

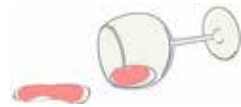
**Seating...** In the first few weeks of use creases and wrinkles will develop naturally in the seat and back cushions creating a softer, more inviting look, an inherent quality of fine leather. With use leather will stretch, this is most commonly seen in the seat cushions as these receive most wear, this is known as pooling. Seat interiors also change with use and over time the volume of the seat interior will decrease by as much as 20%.

**Cushions...** Seat, arm and back cushions should be regularly plumped up to maintain the shape of your sofa. Where reversible turn seat and back cushions to ensure even wear. Avoid sitting on the edges of cushions and never sit on the arms as this may cause uneven wear and distortion of the padding and leather. Zips may be present for ease of manufacture but these should not require unzipping.

**Cleaning...** Cleaning kits and creams should be used once a month to maintain the appearance of your leather, these kits can be purchased from us. Cleaning and protecting helps prevent colour loss, cracking and peeling on heavily used areas and ingrained dirt affecting light coloured leathers. On pigmented leather dust should be removed by vacuuming and wiping with a slightly damp clean cloth using a solution of warm water and mild soap on a regular basis.

**Test Clean...** Always test any cleaning process on an unseen area first. Never place leather furniture against any heating source such as a radiator.

**Spillages...** Liquids should be blotted from the leather by using absorbent paper towels and then dabbing the area lightly with clean towels. Do not rub into the leather as this will cause staining. Avoid putting hot plates and cups on your sofa as this can remove the leather finish.



**Abrasives...** Never use abrasives such as household polish which may damage the treated surface of the leather. Aniline leathers require particular care as they lack a protective coating. Use products specifically designed for these types of finish and follow instructions carefully.

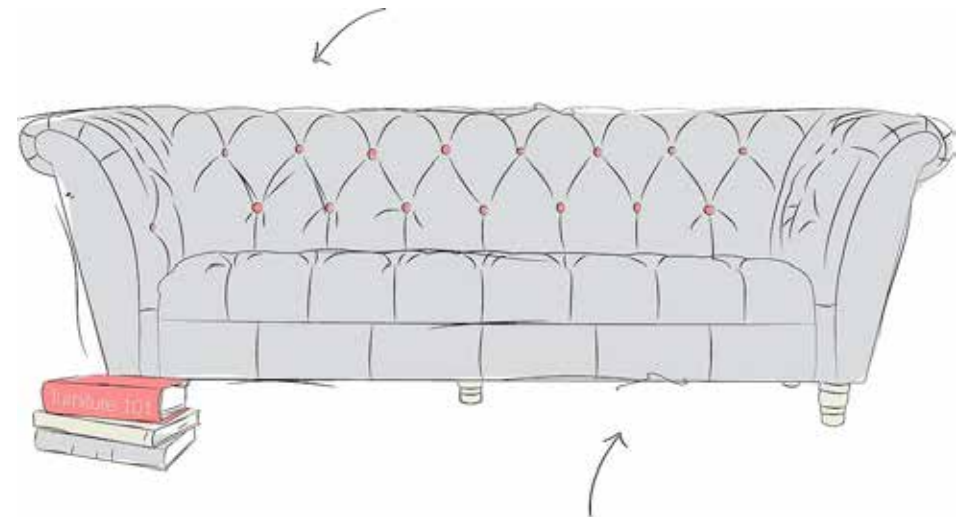
### Perspiration & Hair Products...

Did you know sweat, perspiration and hair products can cause harm to leather as it breaks down the protective layer? This can cause colour loss and cracking and peeling of the leather and is most commonly seen on the head and arm rests. To minimise this happening, we advise that the cleaning instructions are regularly adhered to and leather protection creams are used. Although all leather used in upholstery has to meet the requirements of a European standard this will not prevent colour loss when there is prolonged contact to sweat or hair products. Staining and colour loss has always happened on leather and is the reason why old chesterfield sofas are seen with light and dark patches.

Some important information for your

# Leather Upholstery Order

How to keep your new leather upholstery looking its best...



What to expect when your new leather upholstery arrives...

Thank you for shopping with us.  
Here's a few helpful things we would like to tell you...

Please Keep: Important Information

**Will it Fit?...** Remember to check your new furniture will fit in your room and access is possible. If you are at all concerned, check the dimensions or call us within 4 days of placing your order.



**Guarantee...** Enjoy peace of mind with our free 10 year structural guarantee on all sofas, chairs, corner units and footstools as standard. We also cover other components for 2 years and offer a 5 year guarantee on recliner mechanisms. T&Cs apply, please see our website for further details.

**New Scent...** Many find the natural scent of genuine leather part of its appeal. However, if you would prefer not to have that brand new smell just open the windows and doors for air to circulate.



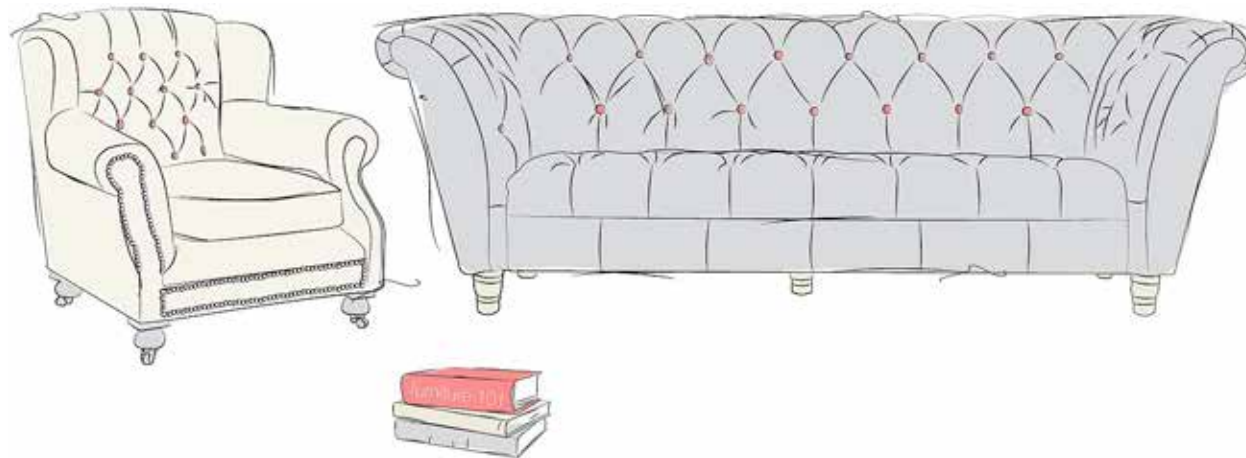
**Colour Transfer...** Non-colourfast clothing such as denim can stain leather if it comes into regular contact. This is not a fault with the leather but with the clothing. Always be careful with lighter coloured leather as the staining tends to be more obvious.

**5 Year Extra Care...** We hope you have been given advice about our 5 year leather protection plan. This will ensure your new furniture is protected for the next 5 years from accidental rips, tears, burns, stains and structural faults. For more information please do not hesitate to call us. If you want to add the 5 year extra care to your order it's not too late but we do need to know before we deliver your furniture to you. Please make sure you read the terms and conditions to ensure the policy is suitable for your needs.

# Important Information

Thank you for ordering your new leather upholstery from us. We have designed this information leaflet so you can get many years of comfort and enjoyment from your purchase.

**Natural Markings...** Every hide is different with penetration of dyes and finishes varying throughout, an attractive level of uniformity is achieved as consistent as these processes allow. The natural marks, grain variations and wrinkles which appear on each hide will be a feature of your furniture.



damaging effect on furniture. To minimise the effects of fading try to keep your furniture out of direct sunlight. If your sofa sits under glass or close to a window consider using blinds or curtains to protect your furniture and reduce discolouration. Think about rotating your furniture around your room to ensure even exposure to sunlight.



## Leather Characteristics...

Leather is a natural product. It breathes, is warm and has individual characteristics which make each hide unique. Leather will always display traces of its origin such as brands, scars, creases and growth. We have examples of these on display in store so there are no surprises! These hallmarks add character to your sofa and do not affect its wearing qualities. Leather is highly resilient and durable, and overtime develops a patina that increasingly enhances its appeal.

**Motion Furniture...** To allow movement of the seat, back and footrest, there will be gaps between components which would not be visible on a fixed sofa or chair.



**Weight Limits...** All manufacturers impose a weight limit on their reclining mechanisms, this is generally 18 stone (114kg) but in some instances may be up to 22 stone (140kg). Please ask if you need further information.

**Treat Me Kindly...** With different designs and functions it is important to correctly follow the manufacturer's care instructions. Keep your sofa looking good and feeling comfortable by discouraging children from bouncing on it. Hard soled footwear can cause damage to the leather on the footrest and sharp objects including pet's claws can scratch and puncture leather. Try to keep pets off the leather and be careful with belt buckles, toys and watch straps as these can catch the leather. Castor cups are useful to reduce indentations on carpets and wood flooring.